



# How to restream to Youtube

---

(ALSO KNOWN AS SIMULCASTING)

(REVISED 7/17/2019)

sermon.net

Home

Episode Manager

Delivery Manager

My Account

Stats

Sermon Studio Dashboard

New Episode name \* Enter title of episode Create New Episode

Live Streaming: Stream from Encoder Stream from Browser

Episode Archive Media Centers Playlist / RSS Stats App Manager Media Bank

Studio Usage Show more

First Prev July 2019 Next Last

Gigabytes

Billing Info Show more

Studio ID: 10719

Billing Plan: \$1 License 50 GB/month included \$0.5/GB overage

Current usage: 4.94 GB

Overage: 0 GB

From your sermon.net account

Click Episode Manager

sermon.net

Home

Episode Manager

Add New Episode

Episode Archive

Media Bank

Stream from Browser

Master Live Episode

Delivery Manager

My Account

Stats

Home

Select Language

Powered by Google Translate

**Sermon Studio Dashboard**

New Episode name \*  [Create New Episode](#)

Live Streaming: [Stream from Encoder](#) [Stream from Browser](#)

Episode Archive

Media Centers

Playlist / RSS

Stats

App Manager

Media Bank

**Studio Usage** [Show more](#)

First Prev July 2019 Next Last

Gigabytes

5.00

3.75

2.50

1.25

0.00

4.94

**Billing Info** [Show more](#)

Studio ID: 107192

Billing Plan: \$1 License

50 GB/month included

\$0.5/GB overage

Current usage: 4.94 GB

Overage: 0 GB

Click Episode Archive

Studio x +

https://sme.sermonstudio.net/posting

sermon.net

Home >> Episodes Archive

Select Language  
Powered by Google Translate

Go to Simple Mode Support

Paul Wood  
Last login: 07/03/2019 09:13 PM

Home

Episode Manager

Add New Episode

Episode Archive

Media Bank

Stream from Browser

Master Live Episode

Delivery Manager

My Account

Stats

Episode Archive

Search, Sort and Batch Process Options

Upload Media to New Episode

Live Broadcast

Episode ID: 20974734  
Date: 04/14/2019 04:40 PM  
View in MC: <https://sme.sermon.net/20974734>  
Playlist: Fort Worth

STREAMINGMYEVENT.COM

4:22 PM  
7/17/2019

Type here to search

Select the Live Broadcast Episode

Studio

https://sme.sermonstudio.net/posting/edit/id/20974734

sermon.net

Home >> Episodes Archive >> Episode





Select Language  
Powered by Google Translate

< Previous Episode Next Episode >

Live Broadcast

Master Live Episode

View in Media Center: <https://sme.sermon.net/20974734> View Link Copy Link

☒ Show in Player ☒ Podcast    

Duplicate Episode

Upload Media

Details Categories Media / Upload Live Broadcast Player Modules Schedule Playlists


Episode ID: 20974734

Episode Name: Live Broadcast

Date: 04/14/2019 ☒ Display

Description: Live Broadcast from Fort Worth, Texas

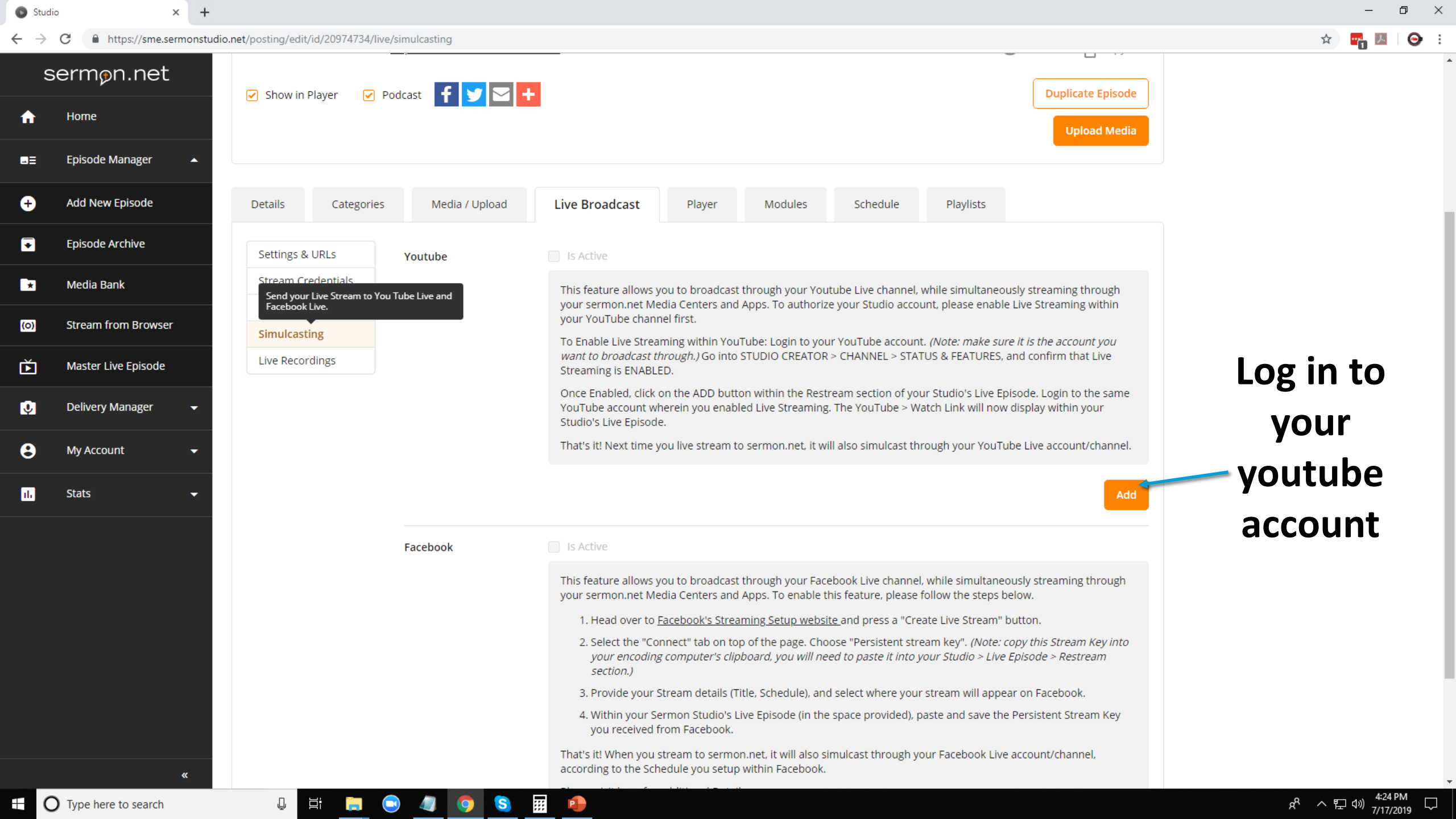
Keywords: Enter keywords for this episode

Artwork:  This image is displayed in players and rss feeds where this episode is found.

Type here to search

4:23 PM 7/17/2019

Select the Live Broadcast tab



sermon.net

☒ Show in Player

☒ Podcast



Duplicate Episode

Upload Media

Details

Categories

Media / Upload

Live Broadcast

Player

Modules

Schedule

Playlists

Settings & URLs

Youtube

Stream Credentials

Send your Live Stream to You Tube Live and Facebook Live.

Simulcasting

Live Recordings

☐ Is Active

This feature allows you to broadcast through your Youtube Live channel, while simultaneously streaming through your sermon.net Media Centers and Apps. To authorize your Studio account, please enable Live Streaming within your YouTube channel first.

To Enable Live Streaming within YouTube: Login to your YouTube account. *(Note: make sure it is the account you want to broadcast through.)* Go into STUDIO CREATOR > CHANNEL > STATUS & FEATURES, and confirm that Live Streaming is ENABLED.

Once Enabled, click on the ADD button within the Restream section of your Studio's Live Episode. Login to the same YouTube account wherein you enabled Live Streaming. The YouTube > Watch Link will now display within your Studio's Live Episode.

That's it! Next time you live stream to sermon.net, it will also simulcast through your YouTube Live account/channel.

Add

Log in to  
your  
youtube  
account

Facebook

☐ Is Active

This feature allows you to broadcast through your Facebook Live channel, while simultaneously streaming through your sermon.net Media Centers and Apps. To enable this feature, please follow the steps below.

1. Head over to [Facebook's Streaming Setup website](#) and press a "Create Live Stream" button.
2. Select the "Connect" tab on top of the page. Choose "Persistent stream key". *(Note: copy this Stream Key into your encoding computer's clipboard, you will need to paste it into your Studio > Live Episode > Restream section.)*
3. Provide your Stream details (Title, Schedule), and select where your stream will appear on Facebook.
4. Within your Sermon Studio's Live Episode (in the space provided), paste and save the Persistent Stream Key you received from Facebook.

That's it! When you stream to sermon.net, it will also simulcast through your Facebook Live account/channel, according to the Schedule you setup within Facebook.

**YouTube is setup and will not change from week to week**  
**Note you may need to go to the actual channel for your**  
**YouTube Page to see the new link every week.**

## **Tips**

- **Google Chrome works the best**
- **Start your stream on sermon.net 5-10 minutes prior to your scheduled time. Most people will run announcements. This will give you a chance to verify that your sound and video are good to go on the stream.**