



How to stream using OBS Software

REVISED 7/12/2021

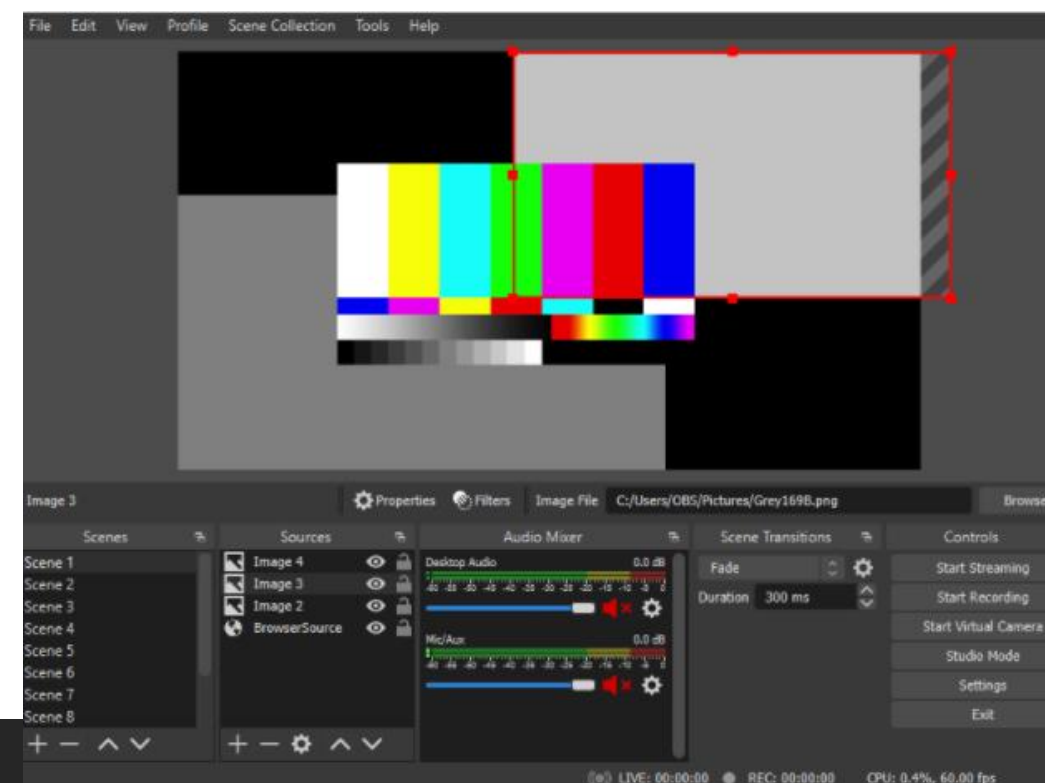
Download OBS



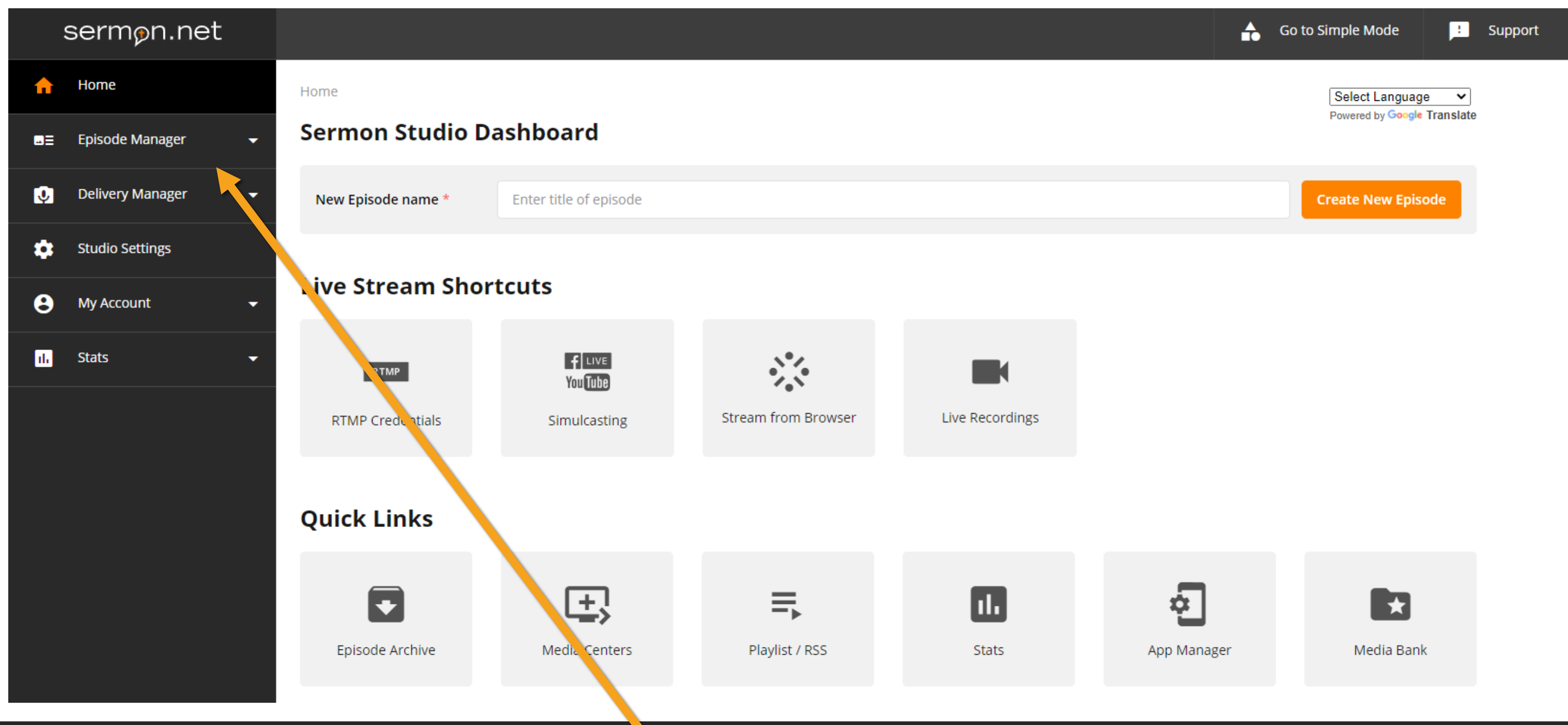
OBS Software is free software that will allow you to stream.

As of 7/12/2021 the latest version is 27.0.1

Download the latest version. www.obsproject.com



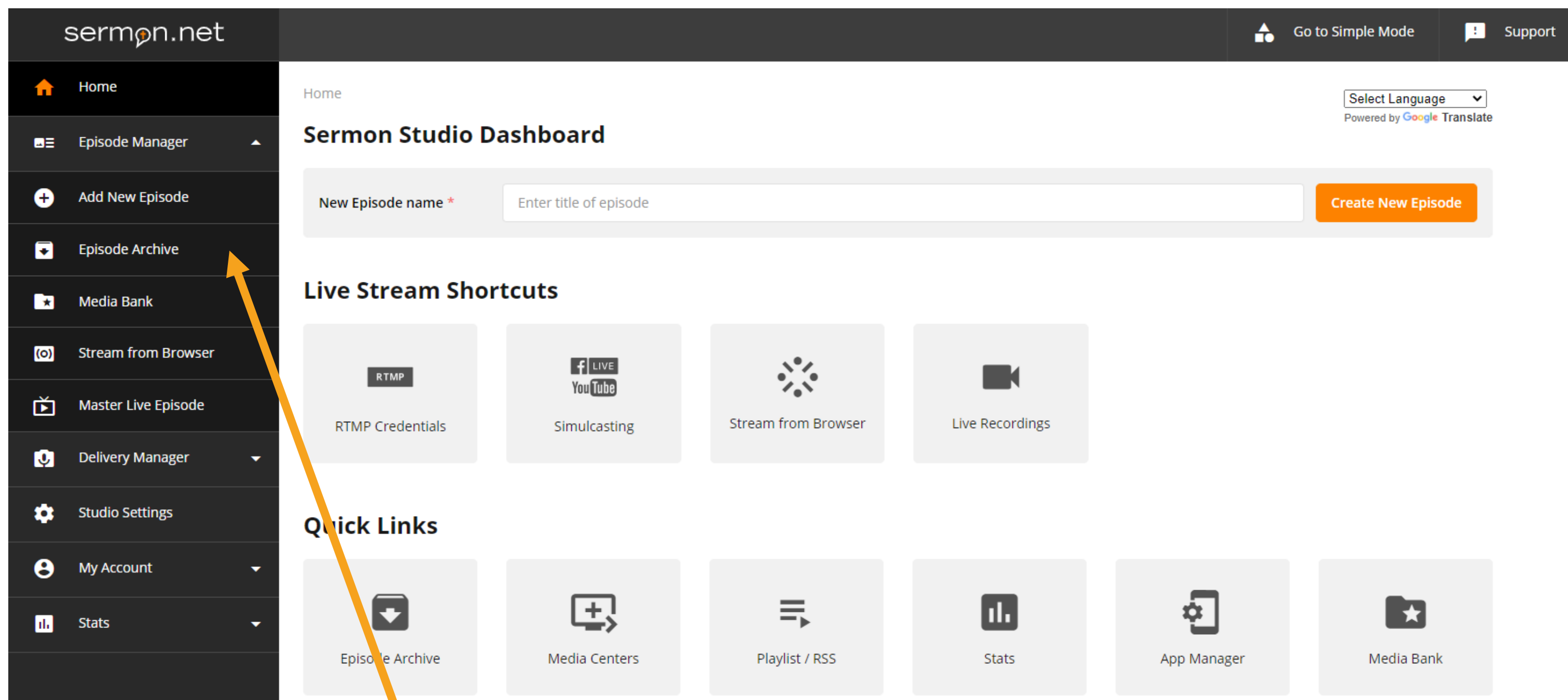
Get your credentials



The screenshot shows the Sermon Studio Dashboard interface. On the left is a dark sidebar with the 'sermon.net' logo at the top. Below the logo are menu items: 'Home' (with a house icon), 'Episode Manager' (with a list icon), 'Delivery Manager' (with a camera icon), 'Studio Settings' (with a gear icon), 'My Account' (with a person icon), and 'Stats' (with a bar chart icon). An orange arrow points from the 'Episode Manager' menu item to the 'RTMP Credentials' tile in the 'Live Stream Shortcuts' section. The main content area has a dark top bar with 'sermon.net' on the left, 'Go to Simple Mode' (with a triangle icon) in the center, and 'Support' (with a speech bubble icon) on the right. Below this bar, the page title 'Home' is on the left, and a language selector 'Select Language' with a dropdown arrow is on the right, with 'Powered by Google Translate' below it. The main heading is 'Sermon Studio Dashboard'. Below it is a form for 'New Episode name' with a text input field containing 'Enter title of episode' and an orange 'Create New Episode' button. The 'Live Stream Shortcuts' section contains four tiles: 'RTMP Credentials' (with an RTMP icon), 'Simulcasting' (with Facebook Live and YouTube icons), 'Stream from Browser' (with a network icon), and 'Live Recordings' (with a video camera icon). The 'Quick Links' section contains six tiles: 'Episode Archive' (with a download icon), 'Media Centers' (with a monitor and plus icon), 'Playlist / RSS' (with a list icon), 'Stats' (with a bar chart icon), 'App Manager' (with a gear and phone icon), and 'Media Bank' (with a folder and star icon).

Login to your www.sermon.net account > Episode Manager

Get your credentials



The screenshot shows the Sermon Studio Dashboard interface. On the left is a dark sidebar with the 'sermon.net' logo at the top. Below the logo are navigation links: Home, Episode Manager (with a dropdown arrow), Add New Episode, Episode Archive (highlighted by an orange arrow), Media Bank, Stream from Browser, Master Live Episode, Delivery Manager (with a dropdown arrow), Studio Settings, My Account (with a dropdown arrow), and Stats (with a dropdown arrow). The main content area has a top header with 'sermon.net', 'Go to Simple Mode', and 'Support'. Below this is a 'Home' breadcrumb and a 'Select Language' dropdown. The main heading is 'Sermon Studio Dashboard'. Below it is a form for 'New Episode name' with a text input field and a 'Create New Episode' button. The 'Live Stream Shortcuts' section contains four tiles: RTMP Credentials, Simulcasting, Stream from Browser, and Live Recordings. The 'Quick Links' section contains six tiles: Episode Archive, Media Centers, Playlist / RSS, Stats, App Manager, and Media Bank.

Episode Manager > Episode Archive

Get your credentials

sermon.net

Home

Episode Manager

Add New Episode

Episode Archive

Media Bank

Stream from Browser

Master Live Episode

Delivery Manager

Studio Settings

My Account

Stats

Go to Simple Mode

Support


Home >> Episodes Archive

Select Language

Upload Media to New Episode

Search, Sort and Batch Process Options

Show



Live Stream

Episode ID: 20860780

Date: 07/17/2021 06:30 PM

View in MC: sermon.net/20860780

Playlist: main playlist

Click on the picture or title

Get your credentials

sermon.net

Home

Episode Manager

Add New Episode

Episode Archive

Media Bank

Stream from Browser

Master Live Episode

Delivery Manager

Studio Settings

My Account

Stats

Go to Simple Mode

Support

Home >> Episodes Archive >> Episode >> Live Broadcast

Select Language

Powered by Google Translate

< Previous Episode

Next Episode >

Live Stream

Master Live Episode

View in Media Center: <https://pwoodtech.sermon.net/20860780>

View Link Copy Link

☒ Show in Player
 ☐ Podcast

f

t

e

+

Duplicate Episode

Upload Media

Live Broadcast

Details

Categories

Media / Upload

Player

Modules

Schedule

Playlists

Stream Credentials

Restream / Simulcast

Stream from Browser

Live Recordings

RTMP STREAM CREDENTIALS

What live encoding software are you using?

2 lines (OBS, vMix, ATEM, ...)

Server url:

rtmp://stream.sermon.net:80/live/

Copy Link

Stream key :

livefor20860780_tb1628_in1_vb1500_ab128_fps1920x1080:

Copy Link

Email Stream Credentials to:

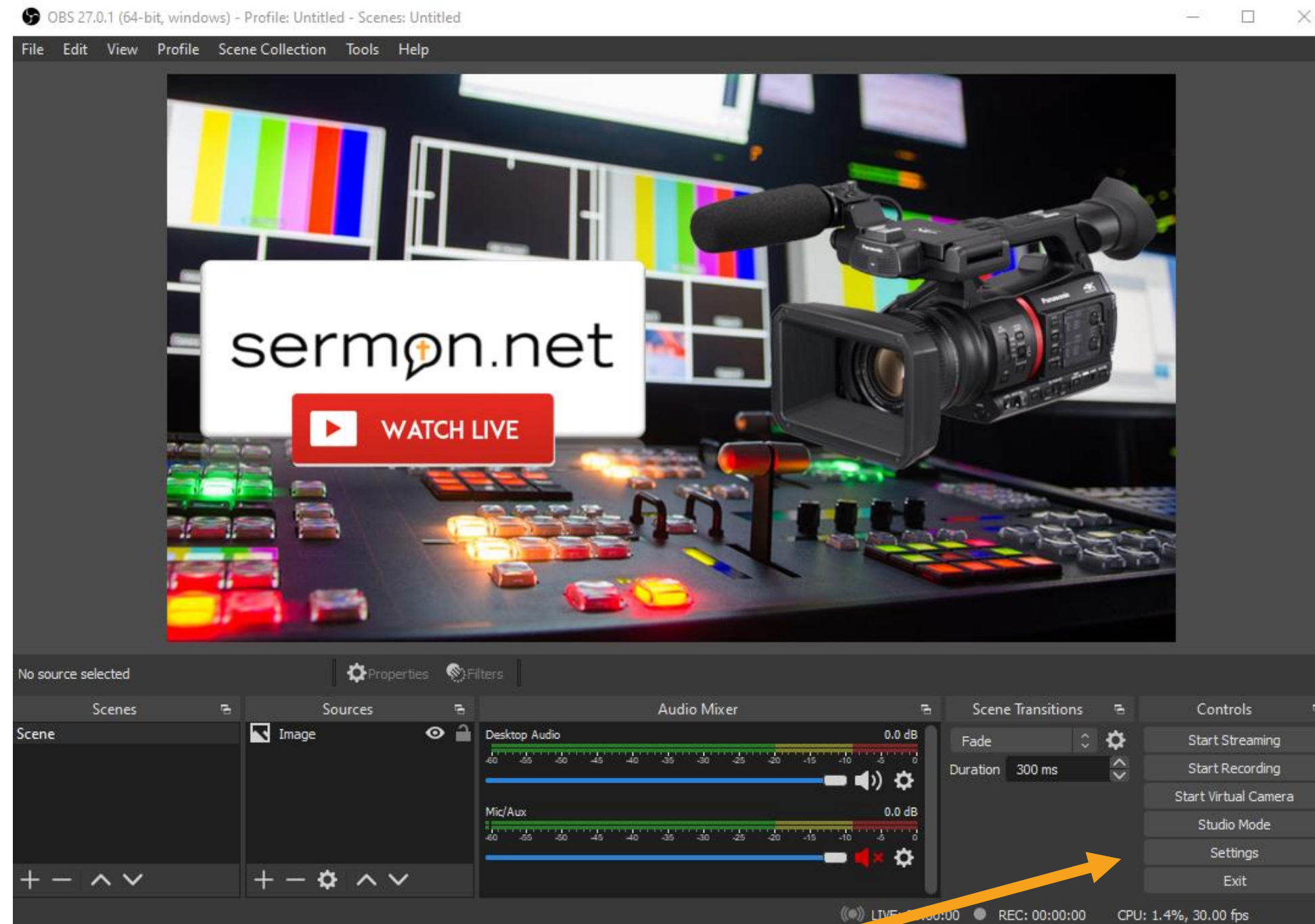
youremail@sermon.net

Send

Click on stream credentials

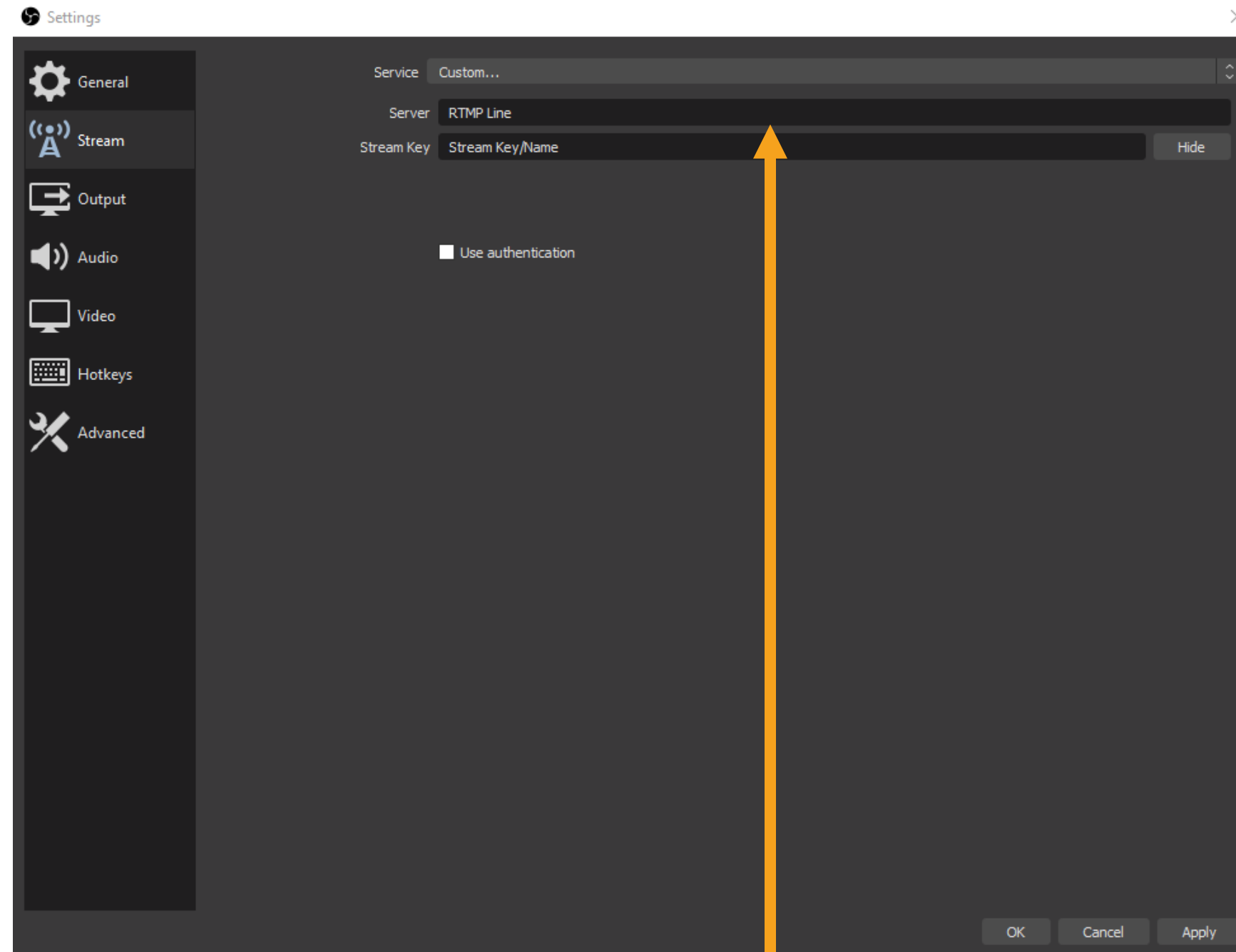
Copy & Paste Stream credentials into OBS

Setup OBS



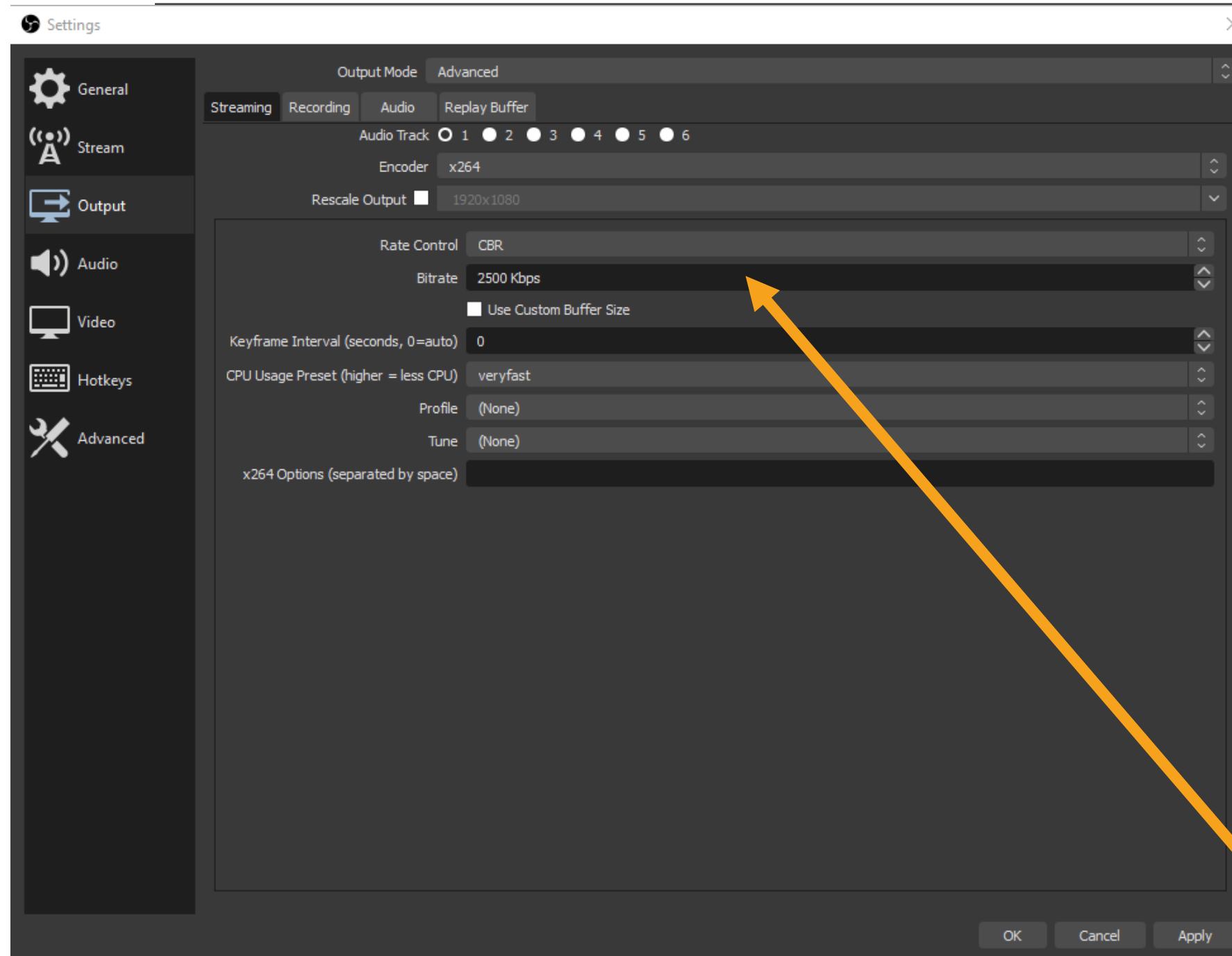
Paste Stream Credentials Into OBS – Open OBS > Click Settings

Setup OBS



Click On Stream > Service Is Custom > Paste Server & Stream Key

Setup Bitrate



Video bit rate will need to be set from anything ranging from 800kbs to 2500kbs

This is just a suggestion. Set to what you need.

Audio will need to be set from 64kbs to 128kbs
Click on the tab

Click On Output > Advanced Mode > Video Bitrate > Suggested is 2500kbs For Audio Bit rate 128kbs

Set Resolution



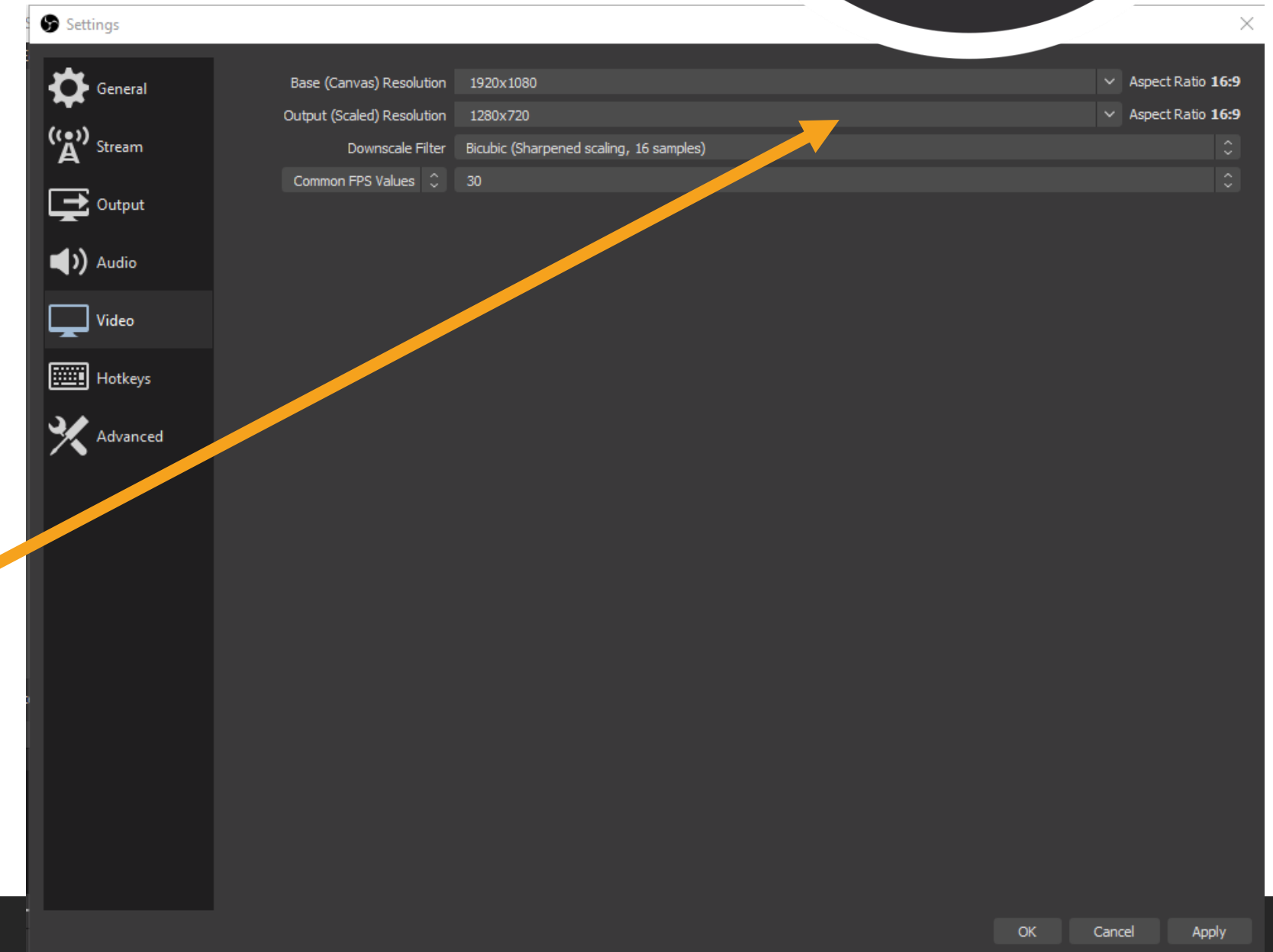
Encode size(resolution)

SD 640x480 4x3 square

SD 640x360 16x9 widescreen

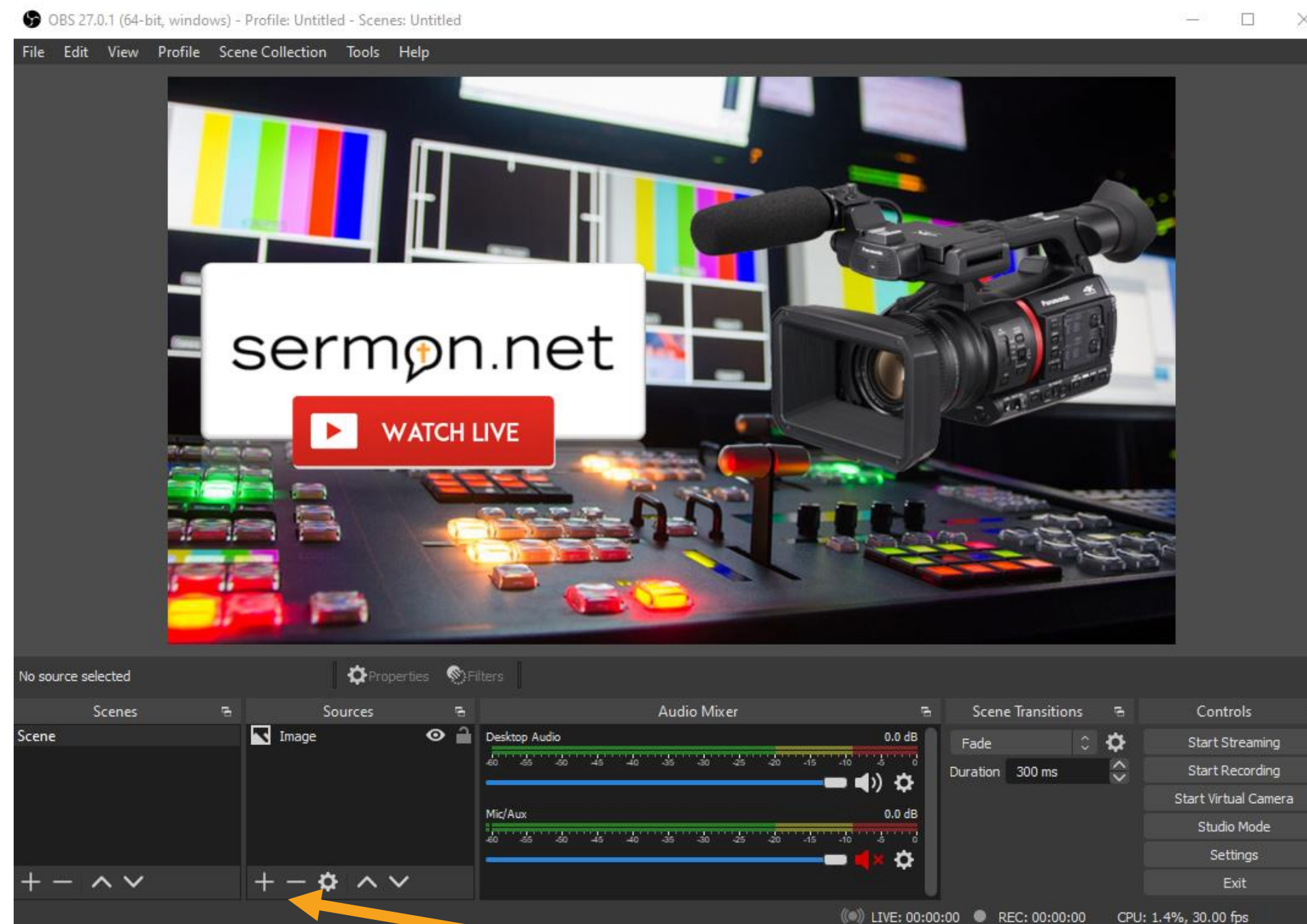
HD 1280x720 16x9 widescreen

HD 1920x1080 16x9 widescreen



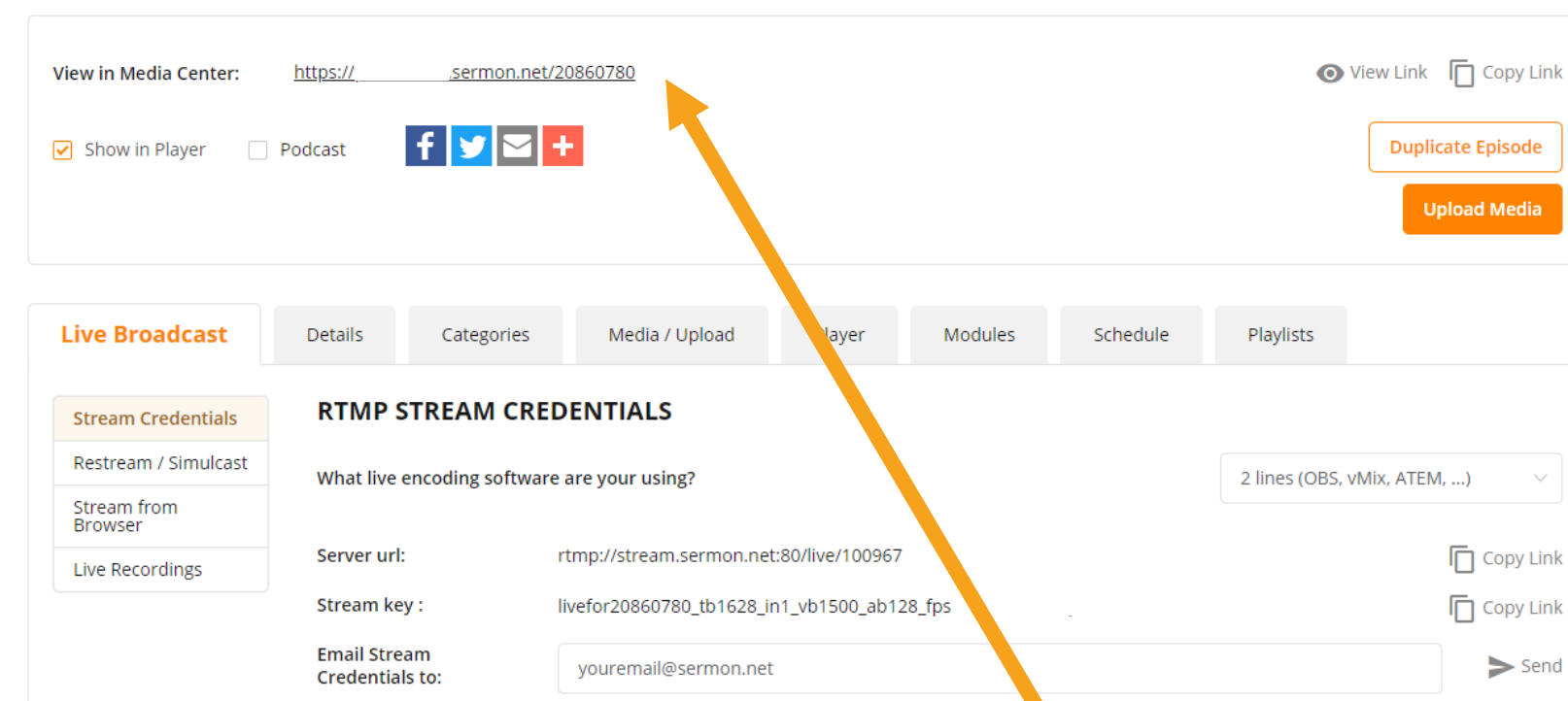
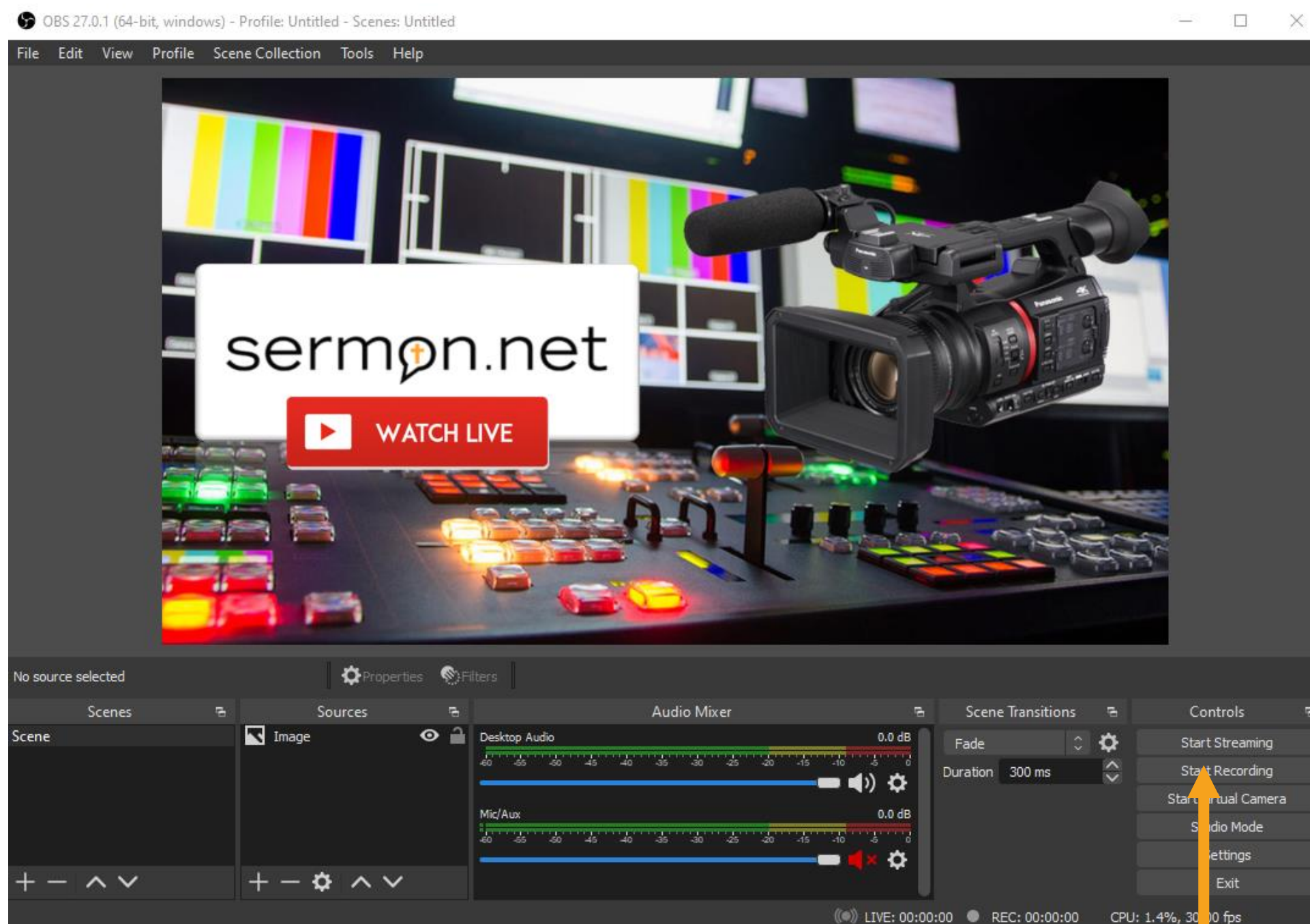
Click On Video > Set your resolution > Press Apply/OK

Add Your Input



Click On The + (Plus Button) > Add Your Capture Card & Audio Source

Your Ready To Stream



View your stream with the View In Media Center Link within your live episode

To Stream Click, Start Streaming – Best practice is to also record locally as well

Best Practice

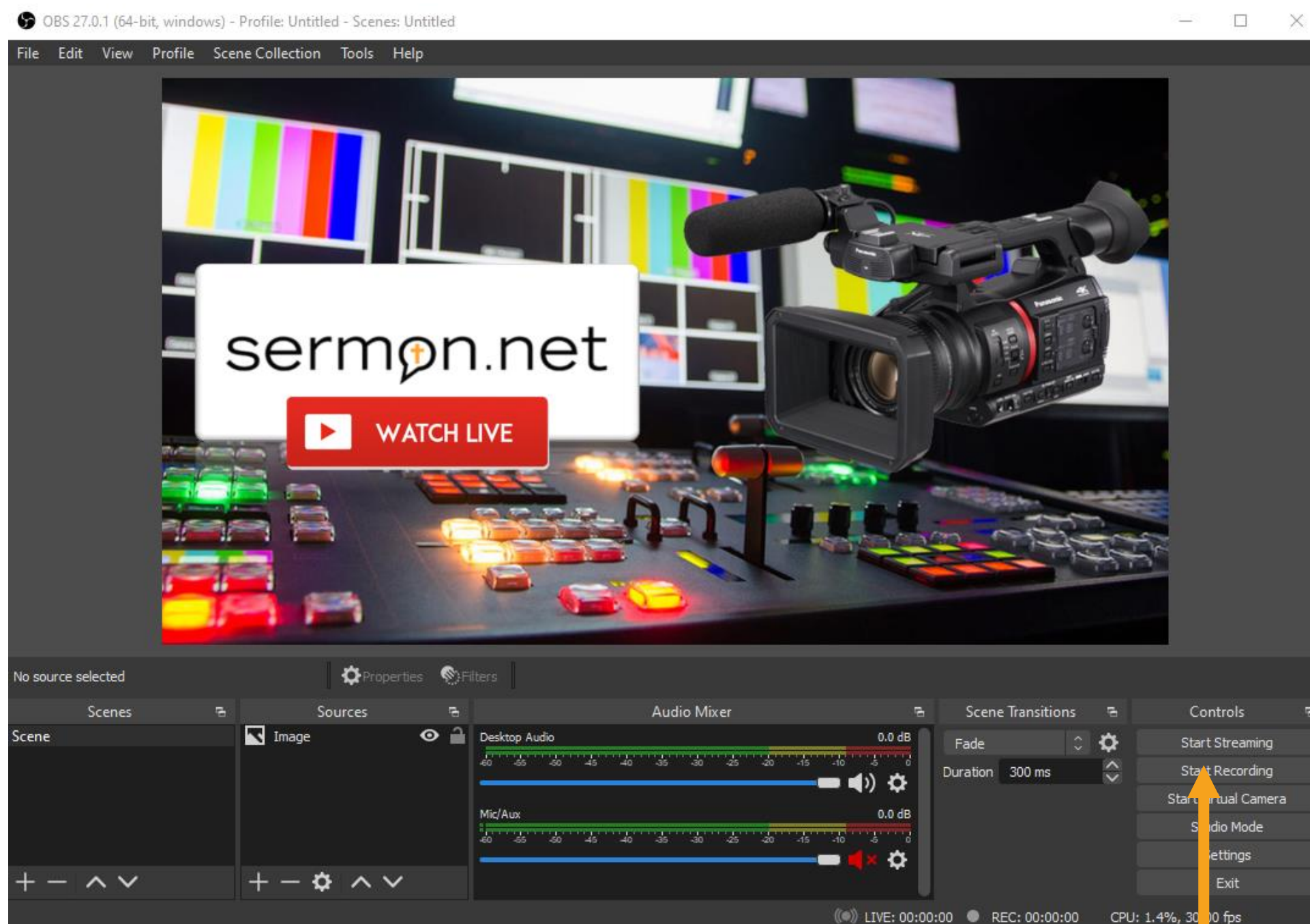


- If you are having trouble, please restart your computer
- To Start or Stop the recording – Press Record
- To Start or Stop the streaming – Press Stream
- If the stream breaks into several files. This means your stream will be dropping and you are overloading your computer.
- Wired Internet Connection Works the best

If you have any other questions, please let us know, we are happy to help. We do offer FREE remote assistance, if you could use some help let us know and we can set up a time to assist.



Your Ready To Stream



View in Media Center: <https://sermon.net/20860780> View Link Copy Link

☒ Show in Player ☐ Podcast Facebook Twitter Email +

Duplicate Episode Upload Media

Live Broadcast Details Categories Media / Upload Player Modules Schedule Playlists

Stream Credentials

Restream / Simulcast

Stream from Browser

Live Recordings

RTMP STREAM CREDENTIALS

What live encoding software are your using? 2 lines (OBS, vMix, ATEM, ...)

Server url: Copy Link

Stream key: Copy Link

Email Stream Credentials to: Send

View your stream with the View In Media Center Link within your live episode

To Stream Click, Start Streaming – Best practice is to also record locally as well

Restream To Other Platforms

