

OBS Sync Issues-Mac Only

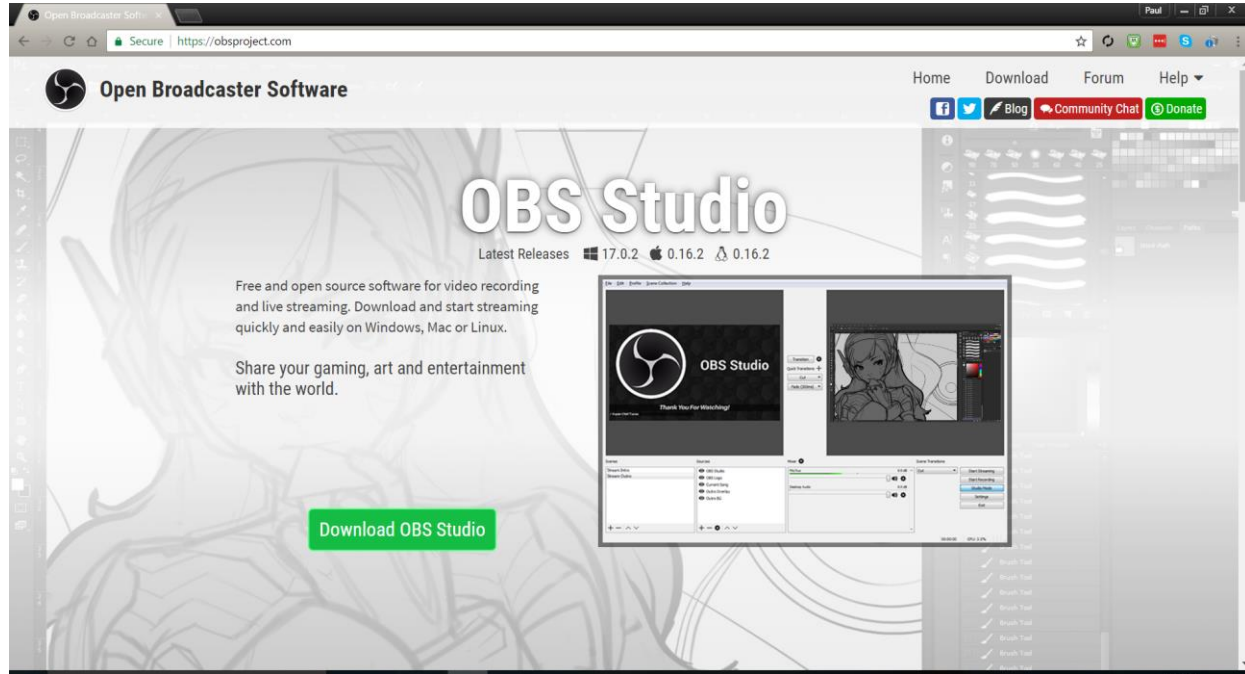
Go to

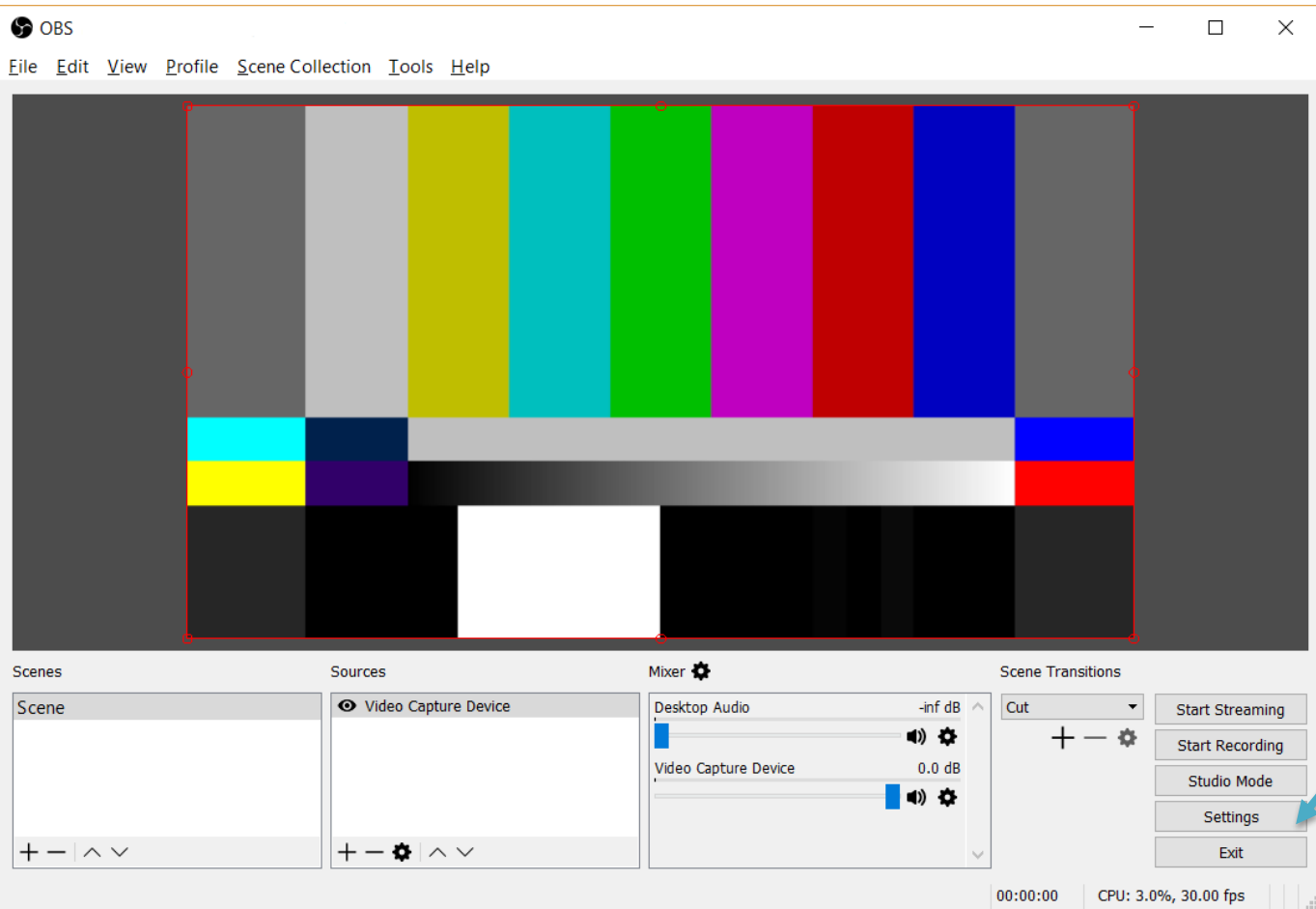
<https://obsproject.com>

Download the latest version.

As of 8/16/2017 the latest version of OBS is
Windows 20.0.1
Mac 20.0.1
Linux 1.18.4

Please download and install

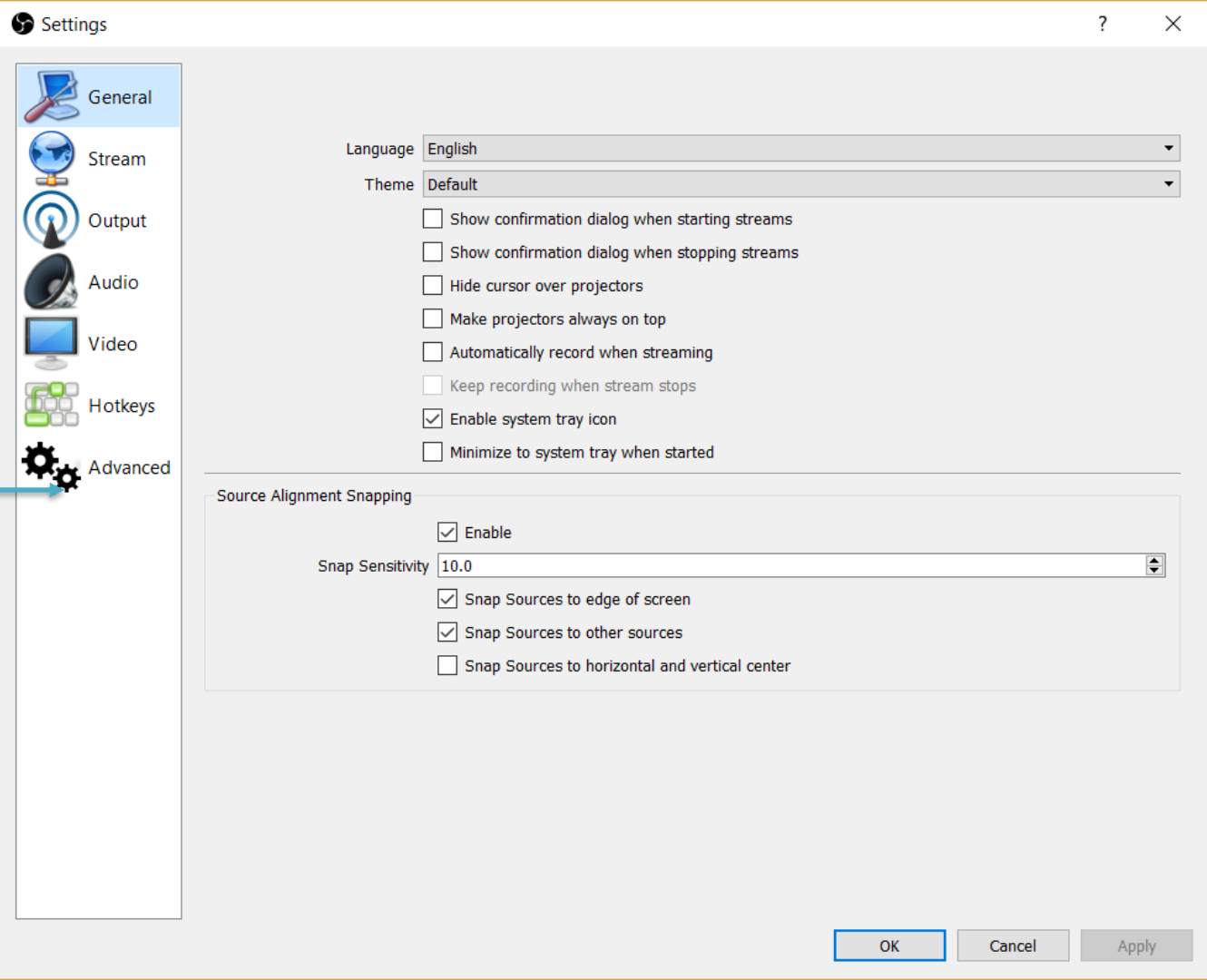




Click on settings



Click on advanced





Video

Color Format NV12

YUV Color Space 601

YUV Color Range Partial

☒ Disable OSX V-Sync☒ Reset OSX V-Sync on Exit

Recording

Filename Formatting %DD %hh-%mm-%ss

☐ Overwrite if file exists

Stream Delay

☐ Enable

Duration (seconds) 20s Estimated Memory Usage: 0 MB

☒ Preserve cutoff point (increase delay) when reconnecting

Automatically Reconnect

☒ Enable

Retry Delay (seconds) 10

Maximum Retries 20

Network

Bind to IP Default

Apply

Cancel

OK

Check the
disable OSX V-
Sync

Un-Check the
Reset OSX-
Vsync on Exit

Adding Audio Delay

From OBS > Mixer Gear Icon > (sync delay) Add Delay
200ms you may have to add more or less delay.

per this youtube video

<https://www.youtube.com/watch?v=53TbvyJCHWE>

OBS Tips

- If you are having trouble please restart your computer
- To Start or Stop the recording – Press Record
- To Start or Stop the streaming – Press Stream
- Streaming works best off ethernet(cat5/6) not on wifi
- Always check your connections to make sure they are secure(audio/video cables)

If you have any other questions please let us know, we are happy to help.

1 (800) 807-1014

support@sermon.net

By submitting a ticket within your Sermon Studio
From Support > Submit a ticket

We do offer FREE remote assistance, if you could use some help let us know and we can set up a time.